

PARTS LIST AND INSTRUCTIONS



Wheel Horse

WHEEL-HORSE PRODUCTS, INC. • SOUTH BEND, IND.

MODEL

8-0731

DUAL WHEEL KIT

DESCRIPTION

The Model 8-0731 Dual Wheel Kit is used on all long frame tractors that have 23 x 8.50-12 rear tires. Extra wheel assemblies are not included and must be purchased separately.




FIGURE 1

INSTALLATION

Insert four 11" bolts through the four square holes in the wheel from the inside out. Slide the adapter on as shown in Figure 1. Add the second wheel and secure with the washers and nuts as shown in Figure 2.




FIGURE 2

One or two sets of chains may be used in conjunction with dual wheels. When dual wheels are used, wheel weights cannot be used. If additional rear weight is required, the tires should be filled with calcium chloride.

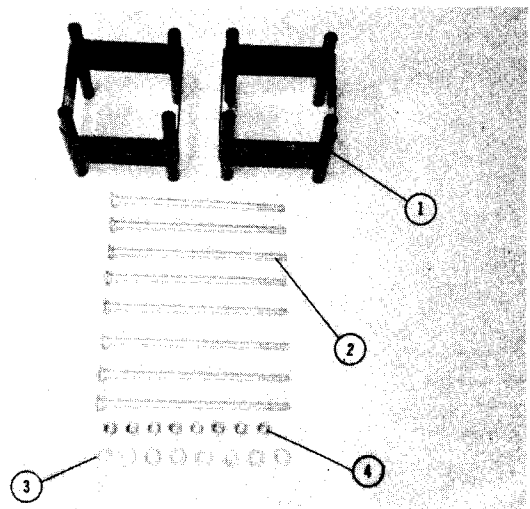


FIGURE 3

DUAL WHEEL KIT MODEL 8-0731

PARTS LIST

Parts available only through Authorized Dealers.
When ordering parts always list Part No. and name of Part.
(Specifications subject to change without notice.)

Item No.	Part No.	Description	No. Req'd.
1	9785	Adapter	2
2	900138-4	Bolt Carriage 1/2-13 x 11	8
3	920011-4	Washer 1/2 SAE	8
4	915115-6	Nut Nyllok 1/2-13	8